

### Technical specifications



### EXCAVATORS 10 - 15 T (22,000 - 33,000 Lbs)

### 56 AUGERS 150mm-1.2M (6 in. - 48 in.) Dia

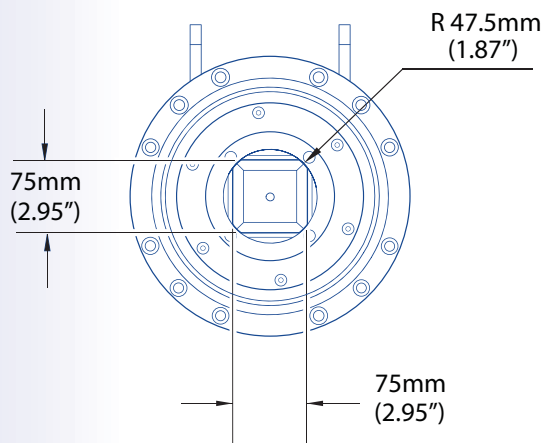
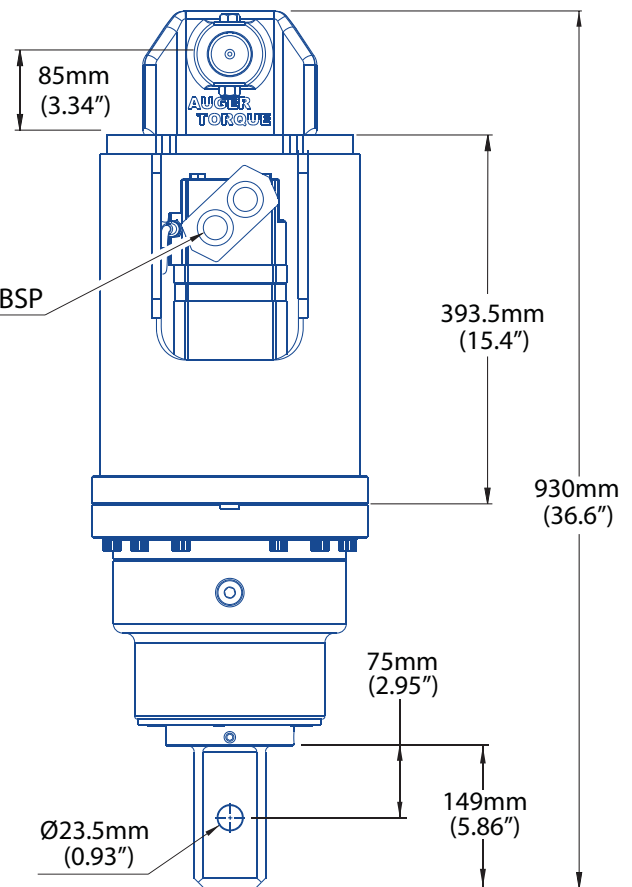
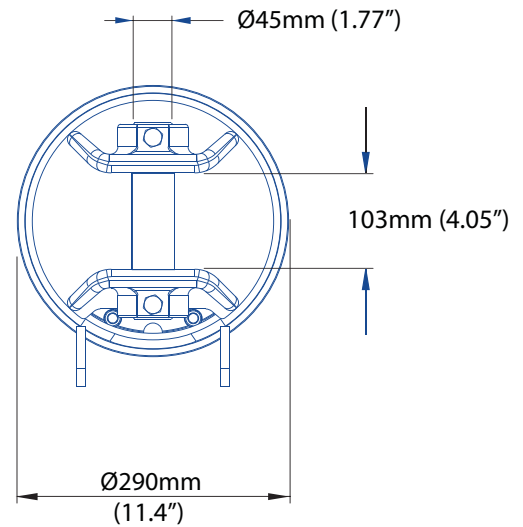
Torque Range: 5,024-15,071 Nm (3,705-11,115 ft-lb)  
 Oil Pressure Range: 80-240 Bar (1,160-3,481 psi)  
 Oil Flow Range: 80-170 lpm (21-45 gpm)  
 Speed Range: 20-43 rpm

Unit Weight: 173 kg (381 lbs)

Hitch Options: Single Pin Hitch  
 Double Pin Hitch  
 Cradle Hitch

Optional Extras: Pressure Relief Valve  
 2 Way Valve

Output Shaft Std: 75mm (2.95") Square



HOSE PORT Ø 1" BSP